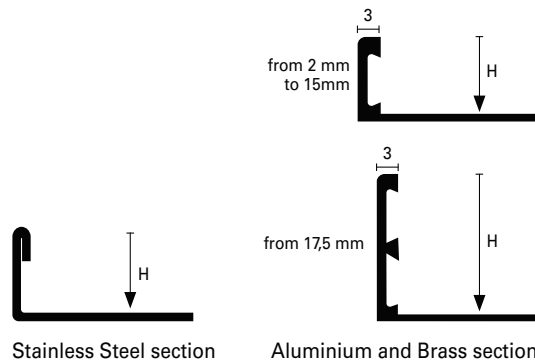




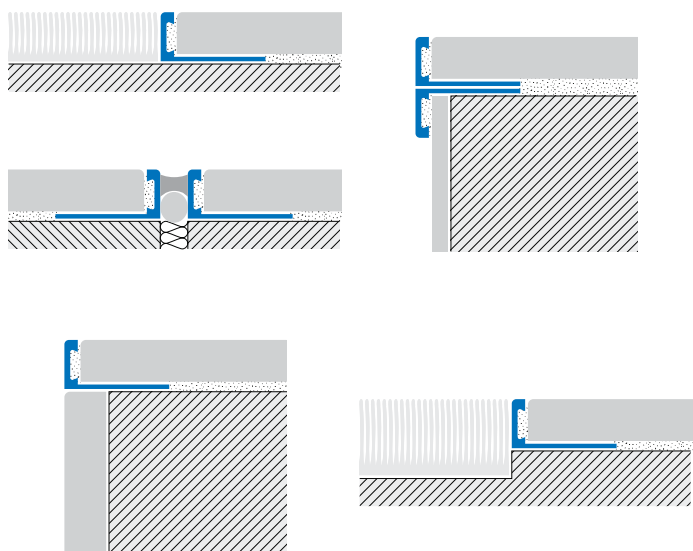
trimtec™ TR

TRIMTEC TR is a complete range of brass, aluminium and stainless steel trim profiles designed to allow a faster and proper laying of floor coverings independent of tile size or type of finishing and edging required.

TRIMTEC TR is supplied in different heights ranging from 2 mm to 30 mm to match the thickness of tiles normally produced. In the aluminium and brass version, the dovetail internal cavity groove of the profile improves the grip action of the grout whether for vertical or horizontal tile laying.





(TR 100* - TR 175*)



TRIMTEC TR profiles are conceived for tile laying but can be well used also with other types of flooring such as marble stone, wood, industrial resin floors, and natural stone floors.

TRIMTEC TR are mainly used as transition trims between two types of floors (between tiling and carpeting for instance) and are adaptable as expansion joints when 2 lengths are laid face to face with filler poured in the gap. They can be used as ceramic skirting edging as well as terminal finish and protection for any given height of the floored area. In some cases also as entrance mat framing.





TRIMTECTR-O* Extruded Brass

This brass profile is developed with prime choice raw material in order to guarantee tolerance and endurance to chemical and mechanical solicitations. It is quite suitable for heavy industrial traffic areas as well as for domestic use where brass is always appreciated. Through contact with moisture or corrosive media brass may oxidize on exposed surfaces. This situation can be easily solved by buffing the product with to conventional polisher to return to its original shine.

Available in natural brass (ON) or polished brass (OL): minimum qty required for this option.

TRIMTECTR-I* Stainless Steel AISI 304 - DIN 1.4301 e AISI 316 DIN 1.4401

This stainless steel profile is AISI 304 standard which ensures high tolerance to most of diluted chemicals found in laboratories or strong detergents present in food processing plants, commercial kitchens, slaughter houses, breweries, public toilets, hospitals etc.

Available in polished stainless steel (IL), brushed (IS) or sanded (IX).

TRIMTECTR-AN Natural aluminium

This profile is developed in conformity with the UNI standards. It has little tolerance to mechanical or chemical solicitation. During installation, excess adhesive and grout should be removed immediately to avoid stains. The exposed surface may change colour or darken in time. Outdoors or where higher stresses are involved the use of brass profiles is recommended.

TRIMTECTR-AS Silver Anodised Aluminium

This profile has a silver coating and is suitable for both indoor or outdoor application with high tolerance to weather agents but less to mechanical impact. During installation, excess adhesive and grout should be removed immediately to avoid stains. The exposed surface may change colour or darken in time. Where higher stresses are involved the use of brass profiles is recommended.

CURVELINE

TRIMTECTR series are also available with to special cut flange so they become formable for curved edges and inlays. To order: add the letter D to the product code – for further details see page 47.

INSTALLATION:

- 1) Choose the trim size according to the thickness of the tile. The trim must not exceed the height of the tile but should be at least $0.5 \div 1$ mm lower.
- 2) Apply tile adhesive to area to be tiled.
- 3) Cut trim to required length. Reserve extra space for linear expansion. The perforated flange of the trim is then firmly bedded into the adhesive and aligned.
- 4) Trowel extra adhesive over the perforations and the dovetail groove in the vertical section.
- 5) A tiny gap of approx. $0.5 \div 2$ mm is left between trim and tile for the final grouting to be carried out.

	H=mm		Art.	
Material:	2	TR	20	ON/OL
Extruded Brass	3	TR	30	ON/OL
Finish*: Natural (ON), Polished (OL)	4,5	TR	45	ON/OL
	6	TR	60	ON/OL
Length: 2,70 metres	8	TR	80	ON/OL
	10	TR	100	ON/OL
☒: 0,90 / 1,35 metres	12,5	TR	125	ON/OL
	15	TR	150	ON/OL
☒ "ultra-thin tiles"	17,5	TR	175	ON/OL
	20	TR	200	ON/OL
	22,5	TR	225	ON/OL
	25	TR	250	ON/OL
	27,5	TR	275	ON/OL
	30	TR	300	ON/OL

Material:	4,5	TR	45	IL/IS/ILM
Stainless Steel AISI 304	6	TR	60	IL/IS/ILM
Stainless Steel AISI 316 (ILM)	8	TR	80	IL/IS/ILM
Finish*: Polished (IL), Brushed (IS), Sanded (IX)	10	TR	100	IL/IS/IX/ILM
	11	TR	110	IL/IS/IX/ILM
Length: 2,70 metres	12,5	TR	125	IL/IS/IX/ILM
	15	TR	150	IL/IS/ILM
☒: 0,90 / 1,35 metres (only IL)	17,5	TR	175	IL/IS
	20	TR	200	IL/IS
☒ "ultra-thin tiles"	22,5	TR	225	IL/IS
	25	TR	250	IL/IS
	27,5	TR	270	IL/IS
	30	TR	300	IL/IS

Material:	2	TR	20	AN
Extruded Aluminium	3	TR	30	AN
Finish: Natural (AN)	4,5	TR	45	AN
	6	TR	60	AN
Length: 2,70 metres	8	TR	80	AN
	10	TR	100	AN
☒: 0,90 / 1,35 metres	11	TR	110	AN
	12,5	TR	125	AN
☒ "ultra-thin tiles"	15	TR	150	AN
	17,5	TR	175	AN
	20	TR	200	AN

Material:	2	TR	20	AS
Anodised aluminium	3	TR	30	AS
Finish: Silver (AS)	4,5	TR	45	AS
	6	TR	60	AS
Length: 2,70 metres	8	TR	80	AS
	10	TR	100	AS
☒: 0,90 / 1,35 metres	11	TR	110	AS
	12,5	TR	125	AS
☒ "ultra-thin tiles"	15	TR	150	AS
	17,5	TR	175	AS
	20	TR	200	AS

☒: Pre-cut length available in SELFLINE kit L= 0,90/1,35 m

