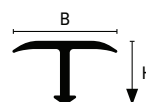


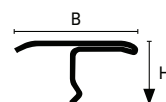


COVERTEC SP is a profile designed to join two adjacent existing floors at the same height but it can cover imperfections in cutting or slight variations of height to be found on a tiled floor joining to a wooden one for example. Thanks to its shape, available in 3 different widths, this profile helps floor coverings to maintain the minimum distance thus acting also as a dilatation joint.

covertec™ SP




Aluminium and Brass section




Stainless Steel section

(SP 14*)



COVERTEC SP edges are slightly bent downwards in a rounded-off shape in order to help hide the difference of level up to 2 mm. The arrow head shaped vertical flange can be easily embedded into the gap but it is recommended not to use acetic based silicon for fixing, as brass can oxidize over time. Some versions of series **COVERTEC SP**, thanks to their particular alloy composition, can easily be bent manually in phase of laying to follow into the round contour cuts of flooring curvature decorative design jobs and curves. For further details verify the table at p. 47.





The gap between the two adjacent floors allows for final polishing treatments of wooden or marble surface without damaging the bordering one.

Profiles work as dilatation joint covers, while providing a proper finishing to possible cut or match imperfections between the two floors, as typical in the diagonal patterns.



COVERTEC SP-OL Polished Brass

This brass profile is developed with prime choice raw material in order to guarantee the tolerance and endurance to chemical and mechanical solicitations.

	BxH	Art.		
Material:	14x7	SP	14	OL
Extruded Brass	20x7	SP	20	OL
Finish: Polished (OL)	26x7	SP	26	OL
Length: 2,70 metres				
⚠: 0,90/1,35 metres				
Width: 14, 20, 26 mm				

COVERTEC SP-OC Chromed Brass

This profile has a chrome finish which conveys a higher aesthetic touch. It is water proof and resistant to most corrosive agents. Limited tolerance to abrasion, not recommended for high traffic areas.

Material:	14x7	SP	14	OC
Extruded Brass	20x7	SP	20	OC
Finish: Chrome (OC)				
Length: 2,70 metres				
Width: 14, 20 mm				

COVERTEC SP-I* Stainless Steel AISI 304 - DIN 1.4301

Patented system in stainless steel. It ensures an excellent resistance to corrosion. The profile has a slight difference in shape compared to the brass one due to the special steel rolling process which differs from the brass work process. Available in polished stainless steel (IL), brushed (IS) or sanded (IX).

Material:	14x7	SP	14	IL/IS/IX
Stainless Steel AISI 304	20x7	SP	20	IL/IS/IX
Finish*: Polished (IL), Brushed (IS), Sanded (IX)				
Length: 2,70 metres				
⚠: 0,90/1,35 m - only (IL)				
Width: 14, 20 mm				

COVERTEC SP-AS Silver Anodised Aluminium

This profile has a silver coating and is suitable for both indoor or outdoor application with high tolerance to weather agents but less to mechanical impact. During installation excess adhesive and grout should be removed immediately to avoid stains. The exposed surface may change colour or darken in time. Where higher stresses are involved the use of brass profiles is recommended.

Material:	14x7	SP	14	AS
Extruded anodised aluminium	20x7	SP	20	AS
Finish: Silver (AS)				
Length: 2,70 metres				
⚠: 0,90/1,35 metres				
Width: 14, 20 mm				

COVERTEC SP* Aluminium Wood Cladding Finish

Profile with a melamine wood tone in 8 different varieties. Good tolerance to abrasion comparable to most melamine coverings. The melamine embossing on the aluminium is particularly smooth therefore it remains quite clean and blends well with the flooring tone.

	Finish	L=14 mm		L=20 mm			
Material:	Whitened	SP	14	RS	SP	20	RS
Extruded Aluminium Laminate cov.	Maple	SP	14	AC	SP	20	AC
Length: 2,70 metres	Beech	SP	14	FA	SP	20	FA
⚠: 0,90/1,35 metres	Oak	SP	14	RO	SP	20	RO
Width: 14, 20 mm	Cherry	SP	14	CI	SP	20	CI
	Light walnut	SP	14	NC	SP	20	NC
	Dark walnut	SP	14	NS	SP	20	NS
	Wengé	SP	14	WE	SP	20	WE

⚠: Pre-cut length available in SELFLINE kit L= 0,90/1,35 m